

2025 annual report to the Community

Port Augusta West CSC

Port Augusta West CSC number: 6651

Partnership: Port Augusta - Quorn



Preschool director:

Lakyta Haklar


L Haklar

Date of endorsement:

2/03/2026



Government
of South Australia
Department for Education



Context Statement

Information about Port Augusta West CSC is available on the centres website, as well as the Australian Children's Education and Care Quality Authority (ACECQA) website.

Governing Council Report

The Governing Council for Port Augusta West Childhood Services Centre continued to play an active and important role throughout 2025, enacting effective governance, informed decision making, collaboration and information sharing.

The Governing Council worked together with Centre leadership and staff to ensure transparency, accountability, and alignment with the site's priorities and Department for Education requirements to achieve positive outcomes.

In 2025, The Governing Council consisted of 13 members, including parent representatives, staff representatives and the site Director. Meetings occurred twice per term, totalling 8 meetings for 2025 and were always well attended.

Across 2025, meetings focused on site updates, coordinating events including graduations and fundraising, learning and curriculum priorities, engagement and partnership, policy review and endorsement financial reports, budgeting and expenditure approvals and planning for improvements to the learning environment.

The Governing Council supported the application of several grants to enhance resources and the learning environment. Grants applied for include Qantas and Ventia. Successful grant funding from Ventia has allowed the purchases of equipment and resources for the backyard environment.

The Governing Council acknowledges and thanks all members, families and staff for their contributions throughout 2025. Their dedication, passion, expertise, and knowledge have contributed to achieving positive outcomes for the children who attend the centre, families/caregivers and staff.

Kind regards,

Emily Butler

Chairperson, Governing Council

Port Augusta West Childhood Services Centre

Preschool Attendance

	Term 1	Term 3
2022 centre	87.4%	89.1%
2023 centre	85.6%	83.6%
2024 centre	92.1%	75.5%
2025 centre	92.3%	80.3%

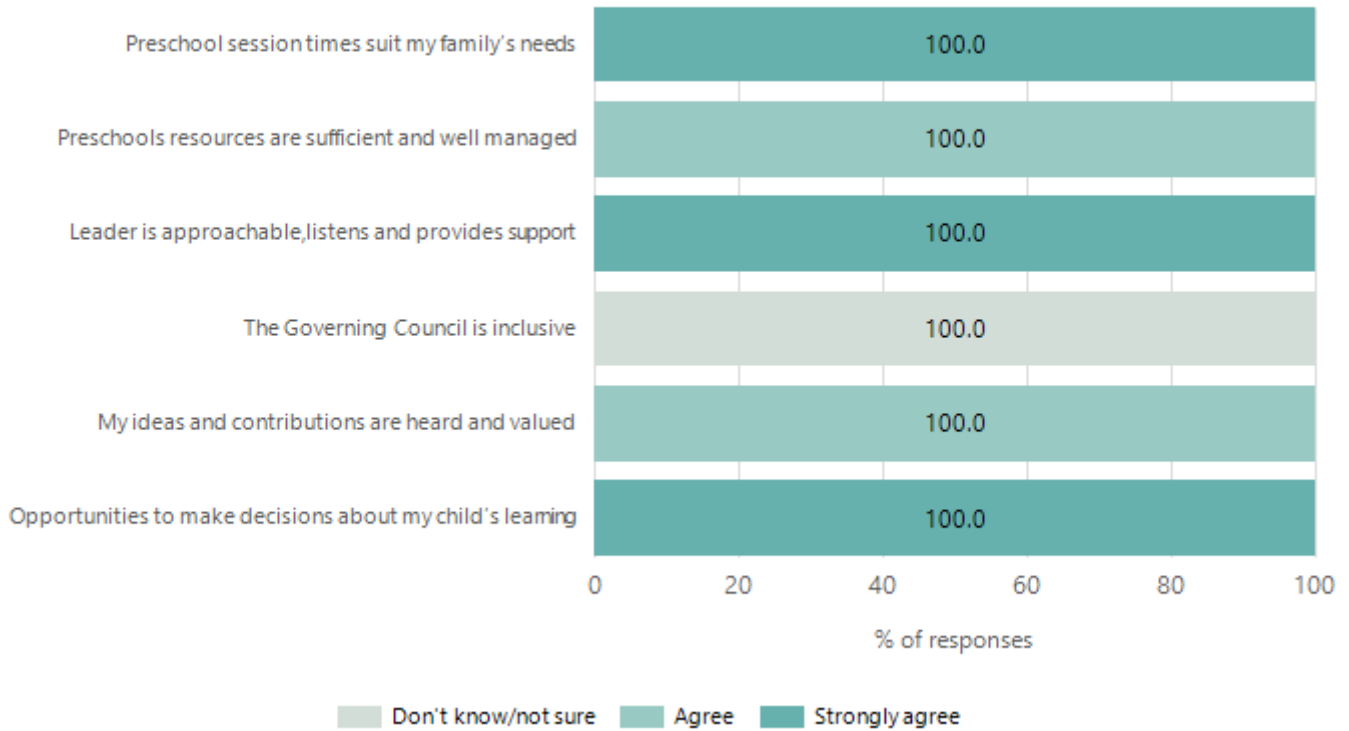
Based on preschool sessions attended during a two-week reference period in Term 1 and Term 3. The table represents the proportion of hours attended out of total hours enrolled (booked). Data Source: Department for Education attendance data.

Attendance Comment

In South Australia, preschool attendance is not compulsory, but it is strongly encouraged. Preschool gives children the best opportunity to develop skills, which prepare them for school. These benefits include establishing positive routines and habits, friendships and connections as well as developing communication, problem-solving and creative skills.

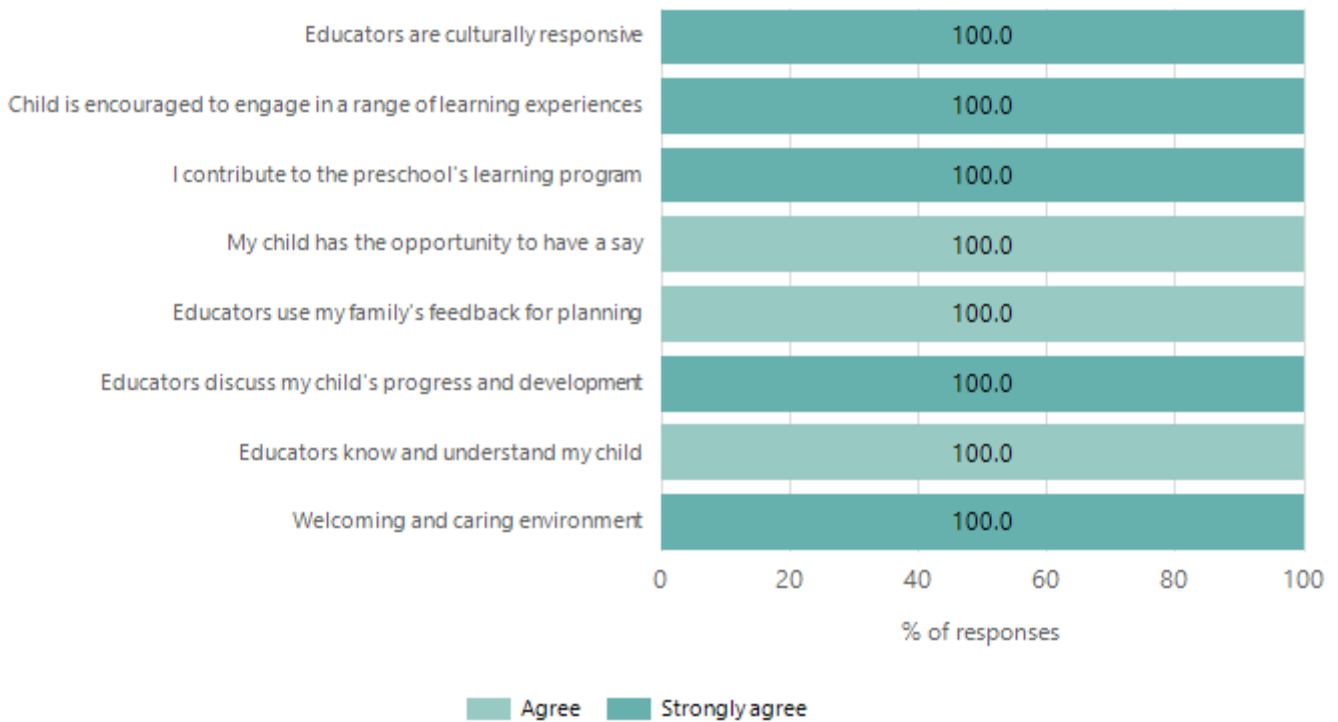
Preschool Family Opinion Survey

Governance, Leadership and Management



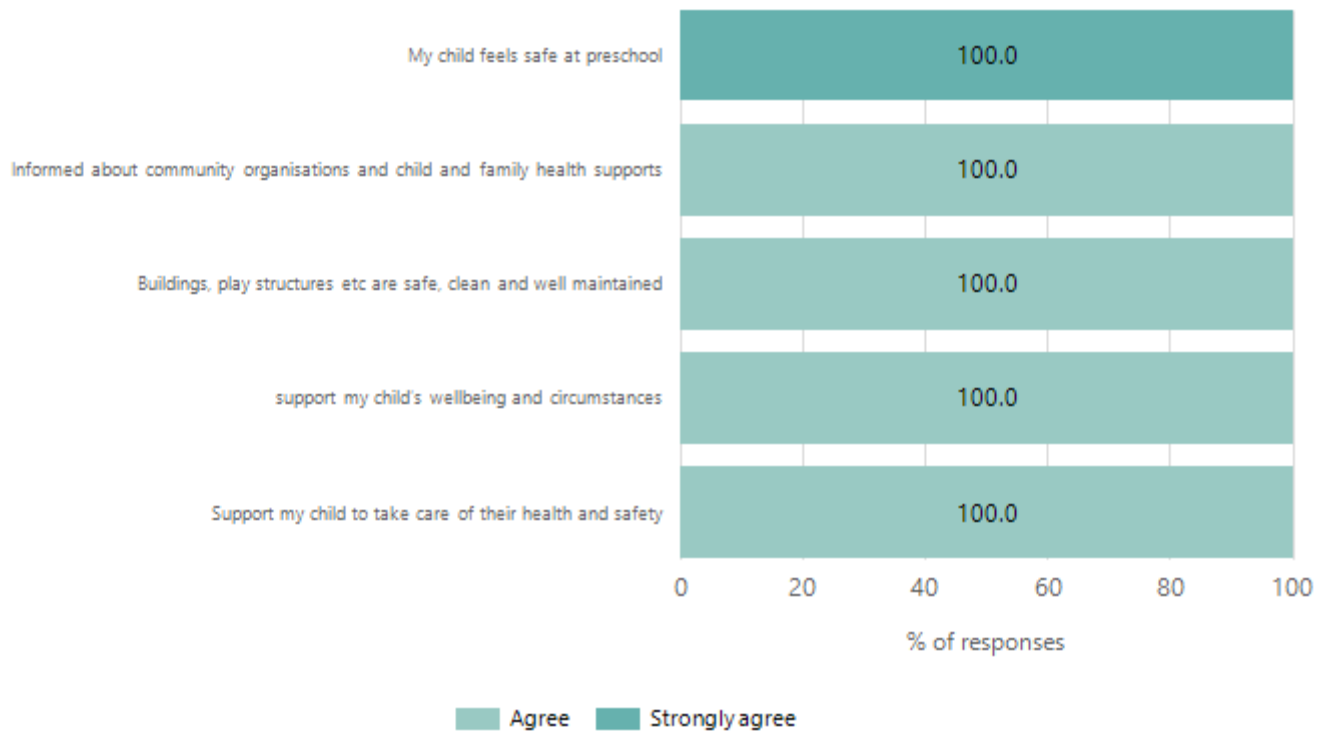
Data Source: 2025 Department for Education Preschool Family Opinions Survey, Term 3 2025.

Quality of Teaching and Learning



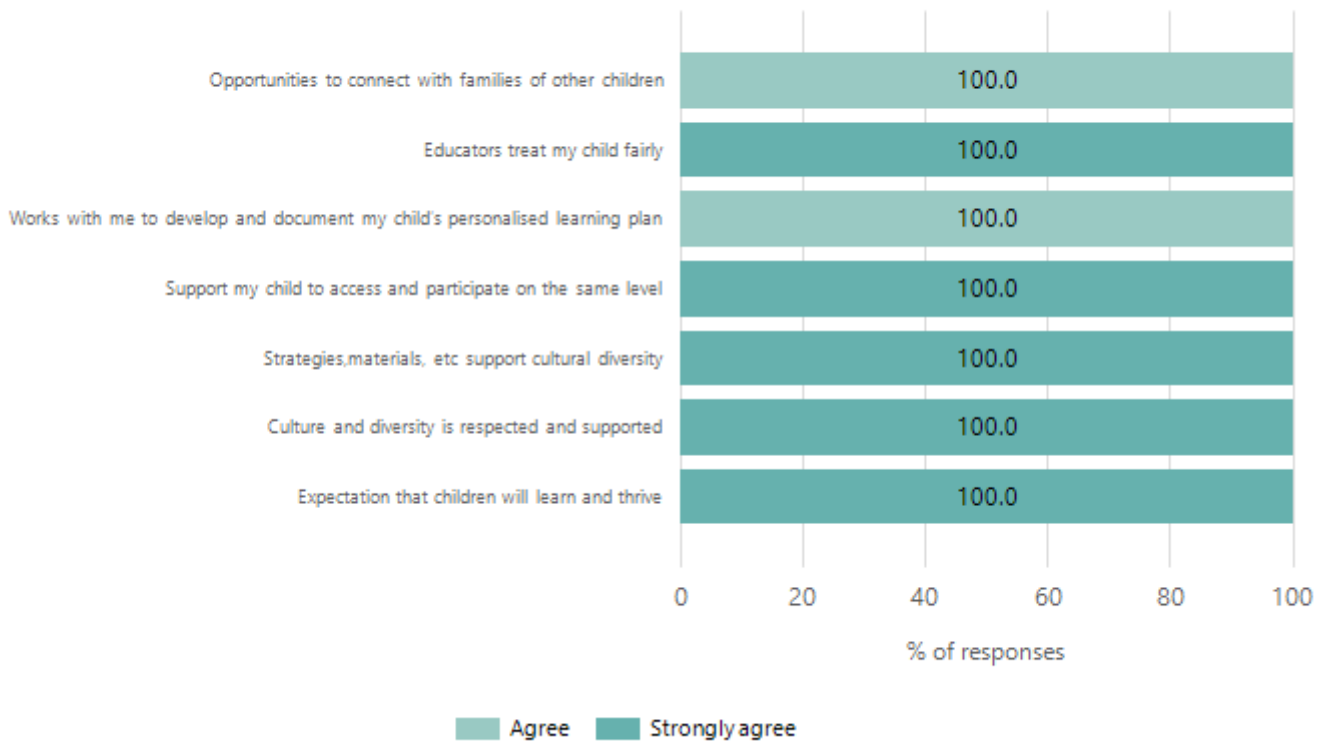
Data Source: 2025 Department for Education Preschool Family Opinions Survey, Term 3 2025.

Safety, Health and Wellbeing



Data Source: 2025 Department for Education Preschool Family Opinions Survey, Term 3 2025.

Support and Inclusion



Data Source: 2025 Department for Education Preschool Family Opinions Survey, Term 3 2025.

Destination Schools

Feeder Schools (Site number - Name)	2023	2024	2025
0355 - Port Augusta West Primary School	28.6%	22.2%	28.1%
1396 - Flinders View Primary School			5.3%
9999 - Unknown	68.6%	74.6%	64.9%

Note: The data is collected in term 3. It does not reflect actual schools enrolled in by existing preschool children. A blank cell indicates there was no data for students enrolled.

Data Source: Department for Education Destination Data Report, 2025.

Highest Qualifications held by the teaching workforce and workforce composition

All teachers at this school are qualified and registered with the SA Teachers Registration Board.

Qualification Level	Number of Qualifications
Bachelor's degrees or Diplomas	4

Data Source: Data extracted from Mandatory Workforce Information Collections as on the last pay date of June 2025. As self-reported by staff in the system.

Please note: Data includes staff who are Actively employed and on extended paid leave. Please note only the highest qualification of the Teaching staff is reported. Excludes any number of other certifications earned.

Workforce composition including indigenous staff

	Teaching Staff		Non-Teaching Staff	
	Indigenous	Non-Indigenous	Indigenous	Non-Indigenous
Full-Time Equivalents	0.0	3.2	0.0	1.6
Persons	0.0	4.0	0.0	2.0

Data Source: Data extracted from Mandatory Workforce Information Collection as on the last pay date of June 2025.

Please note: Data includes staff who are actively employed and on extended paid leave. "Indigenous category" is self-reported by staff in the system.

Financial Statement

Funding Source	Amount
Grants: State	604457.97
Grants: Commonwealth	0
Parent Contributions	22947.50
Fund Raising	1203.61
Other	16060.69

Data Source: School supplied data.